



### District Report Card: 2017


<b>State:</b> Maharashtra	<b>District:</b> Washim
<b>Class:</b> 5	<b>Subject:</b> Language
<b>Schools:</b> 61	<b>Students:</b> 1446


### Participation/Coverage


#### Students

<b>GENDER</b> 	Boys		Girls	
	Number	%	Number	%
	733	50.69	713	49.31

<b>AREA</b> 	Rural		Urban	
	Number	%	Number	%
	992	68.60	454	31.40

<b>CATEGORY</b> 	SC		ST		OBC		GEN	
	Number	%	Number	%	Number	%	Number	%
	261	18.05	114	7.88	830	57.40	241	16.67

<b>CWSN</b> 	LD	VI	HI	S&LD	ID	Oth
	1	2	1	1	6	10

<b>Management</b> 	Government		Government-aided	
	Number	%	Number	%
	530	36.65	916	63.35

### Average Performance of Students in Language (%)

Overall	Gender		Area		Management		Social Group			
	Male	Female	Rural	Urban	Govt.	Aided	SC	ST	OBC	GEN
62.86	63.38	62.32	61.77	65.24	64.09	62.15	62.22	64.39	60.74	70.12

## Performance on Learning Outcomes (LOs)

Learning Outcomes	Description	Average Performance(%)
L504	Reads and comprehends independently storybooks, news items/ headlines, advertisements etc.	58.46
L508	Reads text with comprehension, locates details and sequence of events	65.06

Range of Performance of Students who Answered Correctly							
Below 30%		30% - 50%		50% - 75%		Above 75%	
Number	%	Number	%	Number	%	Number	%
147	10.17	314	21.72	506	34.99	479	33.13

## Lowest Performing Learning Outcomes (LOs)

- 1 - Reads and comprehends independently storybooks, news items/ headlines, advertisements etc. (58.46)
- 2 - Reads text with comprehension, locates details and sequence of events (65.06)